



MODEL THREE

2-way, 8" Acoustic Suspension Loudspeaker



KLH introduces the Model Three as an innovative, compact system that rivals the largest of loudspeakers. The mid-century modern Model Three reflects the iconic styling and musical integrity unique to the KLH brand while providing a solution for music enthusiasts with smaller listening spaces. Built on the acoustic suspension design principle and advanced technology, the Model Three has very similar characteristics and performance to the KLH Model Five. Don't let the size fool you. Music will pour out of the Model Three's drivers to command every room, big or small.

Finish



Genuine West African Mahogany Veneer and Linen Grille Cloth

Optional Accessories



Stone Wash Liner and Basalt Black Knit Grille Cloth available through special order



Shown in West African Mahogany

Specifications (all specifications for a single speaker)

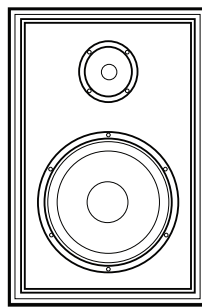
Frequency Response:	46Hz – 20,000Hz +/- 3dB
Low Frequency Extension:	-10dB @ 35Hz
In-Room Sensitivity:	88dB @2.83V / 1M
Free-field Sensitivity:	85dB @ 2.83V / 1M
Power Handling:	150 Watts / 600 Watts Peak
Recommended Amplification:	30 Watts to 150 Watts
In-Room Maximum SPL:	108dB
Maximum Output @45Hz: ¹	101dB
Impedance:	6 Ohms (3.7 ohm minimum @320 Hz)
Horizontal Dispersion:	140° Degrees
Features:	Three-Position Acoustic Balance Control
Crossover Frequency:	1,600Hz
High Frequency Driver:	1" Aluminum Dome with Soft Rubber Suspension
Low Frequency Driver:	8" Pulp-Paper Cone with Reverse Roll Rubber Suspension, 1.5" Diameter Flat-Wire Voice Coil
Enclosure Material:	Structurally Reinforced ¾" Medium Density Fiberboard
Inputs:	Five-Way Gold-Plated Binding Posts
Height:	28.25" (71.8cm) w/ Included Riser Base 19.0" (48.2cm) w/o Riser Base
Width:	12.25" (31.1cm)
Depth:	11.5" (29.2cm) w/ Included Riser Base 10.5" (26.7cm) w/o Riser Base
Weight:	29lbs. (13.2kg) w/o Riser Base 36lbs. (16.4kg) w/ Included Riser Base
Included Accessories:	8° Slant Riser Base

¹: ½ Space-Voice Coil Limited Excursion

Features

- Iconic Mid-Century Modern Styling
- Acoustic Suspension Design – The most accurate and linear enclosure design available today
- Three-Position Acoustic Balance Control to tailor the loudspeaker's output for the most difficult acoustic environments
- Non-Resonant Die-Cast Aluminum Woofer Frame
- Machined Aluminum 1" tweeter faceplate
- KLH cabinetry featuring a structurally reinforced ¾" MDF Enclosure
- Thirteen Component network using high quality iron-core inductors & Mylar capacitors
- Each speaker includes its own 8° slant riser base made of powder coated 14-gauge steel
- Low-Profile Magnet Attached Grille
- 10-Year Warranty

What's in the Carton



- Model Three Loudspeaker and grille
- Matte Black Slant Riser Base
- Owner's Manual

