



neat  
acoustics

PRODUCT OVERVIEW



Loudspeakers designed by Music

## ABOUT NEAT ACOUSTICS

Neat Acoustics is based in Teesdale in the North of England. Founded by Bob Surgeoner, the company has been engaged in the design & manufacture of loudspeakers since 1989.

As a self-taught musician, Bob has spent most of his life playing music in a variety of different styles, such as blues, rock, jazz, folk, country and bluegrass – even punk rock. He's also pursued a parallel interest in electronics since childhood and this passion for music-making continues to drive his enthusiasm for the reproduction of recorded music.

Other key employees of the company also have musical interests as musicians, performers, or in sound engineering & recording.

Over the last twenty seven years Neat Acoustics has established a reputation for consistent products and high levels of customer support around the world, currently supplying loudspeakers to over thirty five countries.

## DESIGN PHILOSOPHY

Neat believe that music should dictate the design of a loudspeaker, and music is their main tool. All aspects of the design are assessed empirically by ear. Measurements aren't allowed to influence decisions about the performance of the speakers during the design process.

This time-consuming iterative process can take months – or even years – to arrive at a point where a design is considered ready for public consumption. A wide variety of recorded music is used in listening sessions during product development, reflecting the designers' eclectic tastes. These range from 78rpm recordings dating back to the early 1900s through to state of the art modern recordings, as well recordings made by the Neat team on analogue tape and digital media.

Experience over more than 25 years has shown that this approach has consistently produced loudspeakers which convincingly reveal the heart and soul of the music. This underlying musical integrity is common to all Neat models

## FIRST STEP – THE NEAT PETITE



↑ Neat Petite (model discontinued)

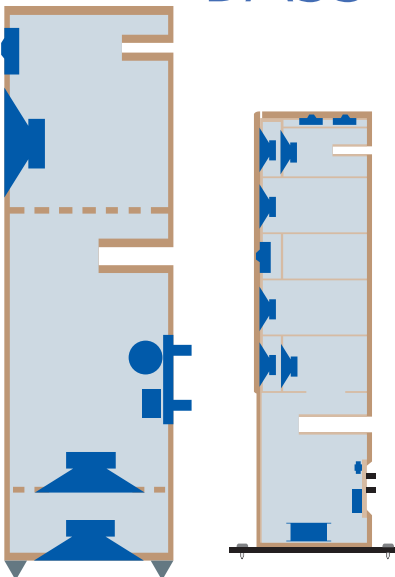


Neat's first venture into loudspeaker design was the 'Petite', which evolved over an 18-month period beginning in 1989. Having set up the 'Neat Hi Fi' shop in Darlington, Bob felt that many of the then-existing small monitor type speakers had great individual strengths, but that each suffered compromises which made long term listening unsatisfactory.

The objective for the Neat loudspeaker was to bypass these compromises and deliver a comprehensive musical experience from a compact enclosure. A two-way ported design, the Petite was the happy result of empirical

development (better known as trial and error), listening to music of all types and letting the music itself dictate the design of the speaker rather than the other way round. The original intention had been to sell this loudspeaker in small quantities only from the Neat shop, but interest shown by visitors led Bob to believe there might be a wider market for it. The Petite was showcased at the 1990 Heathrow Hi-Fi News show in London. It received a huge amount of support. The decision was made to close the shop and enter into loudspeaker manufacturing. The Petite was officially launched in 1991 and rapidly became a firm favourite among enthusiasts, trade and press.

## ISO-BARIC (COMPOUND) BASS LOADING



Bob has always been an advocate of compound (iso-baric) bass loading and Neat's first iso-baric venture came in 1997 in the form of a passively driven subwoofer, the Gravitas, which served as a modular upgrade to the Petite loudspeaker.

The iso-baric system operates by mounting an additional woofer behind the one mounted on the front panel. Both woofers receive the same signal from the crossover network. The chamber between these two units is sealed, so that there is a constant pressure within the chamber and the internal woofer acts as a 'brake' on the front woofer – and vice versa. The key advantage of this system is that the cone of the front woofer is effectively controlled by two voice coils, resulting in very controlled bass performance. Another useful benefit is that the internal woofer behaves as if it were in an enclosure with twice its actual volume, therefore increasing bass extension.

## IOTA RANGE



### Iota

At the end of 2011, Neat launched a groundbreaking new model, the IOTA.

The Iota delivers a huge soundstage and innately musical performance from an almost impossibly small cabinet and now occupies a unique place in Neat's history.

The Iota can be used as a main stereo speaker in situations where space is limited – on bookshelves, desktops, or mounted on wall brackets. It can also be used very successfully in Home Theatre/Surround systems.

### Iota ALPHA

The Iota has been an amazing and continuing success, and the idea of a low-down floor standing version has been mooted by Neat ever since. All that was necessary for the new model was to retain the exceptional abilities of the Iota and build on these in a floor standing configuration.

This is easier said than done, of course. But as all who have seen and heard this astonishing loudspeaker in action, the Iota ALPHA has exceeded all expectations and re-defined the concept of the compact floorstanding loudspeaker.

### Iota XPLOER

The Xplorer uses the same basic configuration as the Iota Alpha speaker in an enlarged form, using drive units from the prestige Ultimatum models in an iso-baric configuration, alongside an Air Motion Transformer (AMT) which is used for the first time in a Neat loudspeaker. The Xplorer is very easy to drive and brings state of the art performance in a very compact enclosure. At 74cm tall, it fits inconspicuously into any room and can be placed very close to the rear wall, for ultimate domestic convenience.

## Iota



ENCLOSURE TYPE:  
Two-way bass reflex

RECOMMENDED AMPLIFIER POWER:  
25 – 100 Watt

FREQUENCY RANGE: 45 Hz – 30 kHz

IMPEDANCE: 6 Ohm

SENSITIVITY: 84 dB / 1 Watt

SIZE (H × W × D):  
130 × 200 × 165 mm

WEIGHT: 3 kg each.  
Shipping weight per pair: 7 kg

STANDARD FINISHES:  
Satin White, Satin Black

ALTERNATIVE FINISHES:  
Flame Red, Zinc Yellow,  
Ultramarine Blue

The IOTA incorporates the implementation of radical and unorthodox thinking in order to offer the same integrity and musical capability that distinguishes all Neat loudspeakers. It is especially suited to the current crop of all-in-one streaming systems, from which a very high level of sound quality can be attained, but space is usually at a premium.

The 2.6 litre cabinet is constructed from high grade MDF, which is internally damped. The main drive unit is a 100 mm PP cone with a powerful, low-distortion ferrite magnet system, coupled to a finite element analysis-designed suspension system. The tweeter is a 50 mm vertical planar magnetic 'ribbon' device. The choice of tweeter is critical, because the tweeter lends the whole speaker its essential character and integrity. In this context, the tweeter's strengths of superb dynamic contrast and accurate tonal colour are well matched to those of the main drive unit.



## Neat Iota Stand

FINISH:  
matt black with brushed  
aluminium column.



## Iota ALPHA



Neat's loudspeakers have long been renowned for creating big sounds from compact and elegant enclosures. However, the Iota ALPHA succeeds in stretching this concept well beyond the limits of what might be expected.

Visually deceptive, the Iota Alpha required some unorthodox engineering. The basis of the original Iota (the main drive unit and the EMIT type planar magnetic tweeter) is housed in the top section of the cabinet, in a sealed volume, angled upwards. This section is configured as a two-way closed box loudspeaker. The whole of the ported lower section is dedicated to augmenting the lower frequencies, via a downward-firing 134 mm drive unit mounted on the bottom panel.

The crossover is a simple two-and-a-half-way design, employing 1<sup>st</sup> & 2<sup>nd</sup> order slopes. The crossover components are all hard-wired, with point-to-point connections in order to maximise integrity. The crossover components are of premium audiophile quality and include Mundorf Supreme capacitors and low-dcr air-core inductors.

ENCLOSURE TYPE:  
2.5-way reflex

FREQUENCY RANGE:  
33 Hz – 22 kHz

IMPEDANCE: 4 Ohm

SENSITIVITY:  
86 dB / 2,83 V

SIZE (H x W x D):  
450 (+ spikes) x 200 x 160 mm

WEIGHT: 14 kg each

FINISHES:  
American Walnut, Natural Oak,  
Black Oak or Satin White

## Iota XPLORED



ENCLOSURE TYPE:  
2.5-way, iso-baric bass reflex,  
incorporating integral  
iso-baric subwoofer

DRIVE UNITS:  
1 × Neat P1-R3 170 mm LF/Midrange unit  
1 × AMT HF unit  
2 × Neat P1-R2 170 mm LF units

FREQUENCY RANGE:  
33 Hz – 22 kHz

IMPEDANCE: 6 Ohm  
(minimum ~5 Ohm)

SENSITIVITY:  
87 dB / 1 Watt

SIZE (H × W × D):  
740 × 300 × 220 mm

WEIGHT: 18 kg each

FINISHES:  
American Walnut, Natural Oak,  
Black Oak or Satin White

This exciting design uses the same basic configuration as the acclaimed Iota Alpha speaker, in an enlarged form. The top section is sealed off from the lower, and acts as a two-way infinite baffle loudspeaker.

The AMT (Air Motion Transformer) tweeter, here employed for the first time in a Neat loudspeaker, delivers an uncompressed, musical performance and offers excellent integration with the Neat main drive unit.

The lower, ported, section of the Xplorer houses not one, but two of Neat's P1-R2 bass drive units. These are similar to the R3 unit, but specially tailored for extended low-frequency response. One unit is located on the bottom panel, facing the floor, whilst the second is located internally, directly above the first, in a sealed iso-baric arrangement, handling only low frequencies and acting as an integral subwoofer system. Iso-baric loading allows deep, well controlled LF performance from a compact enclosure. This system takes great skill to execute correctly, and its very successful implementation in several of Neat's other designs mean that we approach this new design with confidence.

Combining these elements ensures that the Iota-Xplorer delivers a compelling portrayal of all types of music. Like the Alpha, the Xplorer belies its small stature with a full-range agile presentation and huge soundstage, which projects far beyond the modest confines of the cabinet.

## MOTIVE RANGE

### KEY OBJECTIVES

- To offer exceptional performance from compact and attractive contemporary cabinets.
- Easy-to-drive designs with a consistent and coherent sound across the range.
- High standard of AV/multi-channel performance.



The Motive range was a significant development for Neat as it marked the entry into the more mainstream market which is largely dominated by much bigger manufacturers. A new tweeter was developed for this range, based on the inverted titanium dome used in the original Ultimatum models. This tweeter offers a very detailed, uncompressed performance and gives the Motive models a level of dynamic insight unrivalled at its price point.

The entire Motive range was revised to the 'SX' status in 2013 using an improved version of the NMT tweeter. The SXT tweeter employs the same massive magnet system, but with an anodised aluminium dome replacing the previous titanium dome. The crossovers, tuning and internals have also been updated, resulting in a wide-ranging improvement in all-round performance.



## Motive SX1



ENCLOSURE TYPE:  
2.5-way reflex

FREQUENCY RANGE:  
25 Hz – 30 kHz

IMPEDANCE:  
6 Ohm

SENSITIVITY:  
87 dB / 1 Watt

SIZE (H × W × D):  
925 × 200 × 160 mm

FOOTPRINT (W × D):  
220 × 260 mm

WEIGHT: 14 kg each.  
Shipping weight per pair: 35 kg

FINISHES:  
American Walnut, Natural Oak,  
Black Oak or Satin White

Grilles are included

Although this is the taller of the two floorstanders in the Motive SX range, the SX1 is nevertheless a compact and elegant model. It will blend discreetly into any living room whilst its performance gives little away to larger and more expensive models.

This loudspeaker uses a two and half-way configuration, with the bass/midrange driver and the tweeter operating within a sealed enclosure. The sub-bass drive unit is housed separately in a reflex-tuned section below. The bass reflex port is fitted to the bottom panel of the cabinet and is vented through an outlet in the stylishly sculpted MDF plinth.

The tweeter is the new and upgraded unit used throughout the Motive SX range and features a huge screened magnet assembly and a 25 mm inverted anodised aluminium dome. This type of tweeter is usually only found in more expensive high-end loudspeakers and is therefore an exceptional inclusion to the Motive SX designs.

In spite of the compact dimensions, the Motive SX1 manages to accurately reproduce genuinely low bass notes with spacious and well-focused stereo imagery.

## Motive SX2



ENCLOSURE TYPE:  
2-way reflex

FREQUENCY RANGE:  
35 Hz – 30 kHz

IMPEDANCE:  
8 Ohm

SENSITIVITY:  
86 dB / 1 Watt

SIZE (H x W x D):  
765 x 200 x 160 mm

FOOTPRINT (W x D):  
220 x 260 mm

WEIGHT: 11 kg each.  
Shipping weight per pair: 26 kg

FINISHES:  
American Walnut, Natural Oak,  
Black Oak or Satin White

Grilles are included

At only 76cm high, the Motive SX2 is an exceptionally compact floorstander for those who want all the musical performance of a Neat floorstander without taking over the living room.

This loudspeaker uses a two-way configuration, with the bass/midrange driver and the tweeter operating within separate spaces. The bass reflex port is fitted to the bottom panel of the cabinet and is vented through an outlet in the stylishly sculpted MDF plinth.

The tweeter is the new and upgraded unit used throughout the Motive SX range and features a huge screened magnet assembly and a 25 mm inverted anodised aluminium dome. This type of tweeter is usually only found in more expensive high-end loudspeakers and is therefore an exceptional inclusion to the Motive SX designs.

In spite of the compact dimensions, the Motive SX2 surprises with its astonishing bass and beautifully open mid range.

## Motive SX3



ENCLOSURE TYPE:  
2-way reflex

FREQUENCY RANGE:  
45 Hz – 30 kHz

IMPEDANCE:  
8 Ohm

SENSITIVITY:  
86 dB / 1 Watt

SIZE (H × W × D):  
325 × 160 × 200 mm

WEIGHT: 6 kg each.  
Shipping weight per pair: 13 kg

FINISHES:  
American Walnut, Natural Oak,  
Black Oak or Satin White

Grilles are included

In common with Neat's earlier stand mount models, the Motive SX3 once again raises the standard of sound quality expected from a speaker of this size and price. Ideal for use in smaller spaces or as a rear speaker in a multi-channel system, the SX3 has an open and strikingly clear sound with faithful dynamics and a focussed stereo image.

This loudspeaker uses a two-way bass reflex configuration. The bass reflex port is fitted to the bottom of the rear panel.

The tweeter is the new and upgraded unit used throughout the Motive SX range and features a huge screened magnet assembly and a 25 mm inverted anodised aluminium dome. This type of tweeter is usually only found in more expensive high-end loudspeakers and is therefore an exceptional inclusion to the Motive SX designs.

In spite of the compact and elegant appearance, the Motive SX3 surprises with its agility, its astonishing bass and beautifully open mid range.

## Motive SE2



ENCLOSURE TYPE: 2-way reflex  
 FREQUENCY RANGE: 35 Hz – 40 kHz  
 IMPEDANCE: 6 Ohm  
 SENSITIVITY: 85 dB / 1 Watt  
 SIZE (H x W x D): 765 x 160 x 200 mm  
 FOOTPRINT (W x D): 220 x 260 mm  
 WEIGHT: 12 kg each.  
 Shipping weight per pair: 27 kg  
 FINISHES:  
 American Walnut, Natural Oak,  
 Black Oak or Satin White  
 Grilles are included

At only 76 cm high, the Motive SE2 is a beautifully compact floorstander which takes the ingredients of the Motive 2 design several steps further to offer a genuinely stunning performance.



A two-way, bass reflex design with the same port and plinth arrangement as the Motive 2. The plinth offers a stable platform for the speaker whilst providing a slight backward tilt to maintain the ideal angle for optimum performance.

The tweeter is a new version of the classic EMIT planar-magnetic unit also featured in the prestige Ultimatum models. Here it is compliantly mounted within its own discrete cavity using a new enhanced crossover network.

The bass/mid drive unit also operates in its own internal space, with a revised tuning to deliver tighter control of bass frequencies.

## Motive SX-C

ENCLOSURE TYPE: 2.5-way reflex  
 FREQUENCY RANGE: 45 Hz – 30 kHz  
 IMPEDANCE: 6 Ohm  
 SENSITIVITY: 86 dB / 1 Watt  
 SIZE (H x W x D): 160 x 470 x 200 mm  
 WEIGHT: 12 kg each.  
 Shipping weight: 27 kg  
 STANDARD FINISHES:  
 American Walnut, Natural Oak,  
 Black Oak, Satin White  
 Grilles are included



This two and half way centre speaker is voice-matched to the rest of the Motive SX range, providing seamless integration in a multi-channel context. The Motive SX-C is a full-range, sealed-box system designed to give flawless performance in as many situations as possible. The fine, articulate voice band and the wide dynamic range preserve all the drama and detail of home cinema recordings.



## MOMENTUM RANGE

The quest for affordable high performance is addressed in the Momentum range. Here, Neat have sought to deliver valuable aspects of the Ultimatum technology and performance at a much lower cost.



The Momentum models use the same LF drive units and iso-baric bass loading principle as employed in the award-winning Ultimatum models. They have also been upgraded recently to SX versions, using the same anodised aluminium dome tweeter as the Motive SX models.

The Momentum SX range has been developed in the established Neat fashion; listening trials and empirical experimentation rather than a reliance on technical measurements, allowing the music to dictate the design and character of the system.

The Momentum SX models offer superb levels of bass precision and agility, coupled with excellent scale and timing. This results in a very engaging musical experience, which is very informative and revealing, but which avoids the tendency of some revealing loudspeakers to induce listener fatigue. The Momentums are as easy on the ear as they are on the eye.

## Momentum SX3i



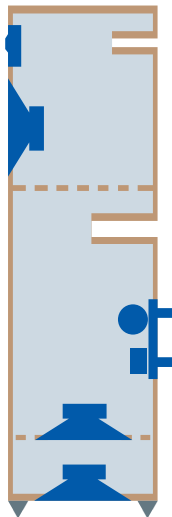
The Momentum SX3i, is a 2-way standmount design which incorporates Ultimatum main drive units in a classic iso-baric configuration similar to that of the Ultimatum MFS. This modestly sized speaker delivers spectacular bass performance and scale well beyond what is expected from such a small enclosure.

Here, the benefits of iso-baric bass loading combine with the significant virtues of a compact enclosure – to magnificent effect. With a dynamic delivery of great insight, along with complete freedom from compression effects, it is also very easy to listen to for long periods without a trace of 'listener fatigue'.

ENCLOSURE TYPE: 2-way iso-baric bass reflex  
 IMPEDANCE: 6 Ohm (minimum 4 Ohm)  
 SENSITIVITY: 87 dB /1 Watt  
 SIZE (H x W x D): 380 x 220 x 270 mm  
 WEIGHT: 10 kg each  
 STANDARD FINISHES: American Walnut,  
 Natural Oak, Black Oak, Satin White  
 Grilles are included



## Momentum SX5i



The Momentum SX5i floorstanding model uses the iso-baric principle in an unusual configuration. Here, the iso-baric units are mounted at the bottom of the cabinet, facing downwards. They are crossed over at a very low frequency, thus acting as a 'subwoofer' housed within the main enclosure. The upper part of the cabinet is sealed off from the main subwoofer chamber and uses an Ultimatum type main driver for bass and midrange output, as well as the SXT tweeter.

ENCLOSURE TYPE: 2.5-way iso-baric bass reflex  
 IMPEDANCE: 8 Ohm (minimum 5 Ohm)  
 SENSITIVITY: 88 dB  
 SIZE (H x W x D): 1050 x 220 x 230 mm  
 WEIGHT: 25 kg each  
 STANDARD FINISHES: American Walnut,  
 Natural Oak, Black Oak, Satin White  
 Grilles are included



### Neat Feet

The Momentum SX5i can be upgraded easily with the addition of the dedicated Momentum SX5i 'Neat Feet' Kit. These allow greater stability and overall cleaner presentation.

## Momentum SX7i



The Momentum SX7i expands the range by adding a bass/midrange drive unit to the front panel in a 'd'Appolito' array, as well as a larger enclosure with extensive bracing.

Each of the five drive units in each cabinet is housed in its own space within the cabinet, free of interference from the other drive units. Again, the iso-baric system is employed in the downward firing sub-bass section. Newly designed laminated feet are attached via spacers to the base of the cabinet, allowing easy placement and levelling.

The SX7i is a big hearted loudspeaker capable of delivering a fulfilling music experience in even the largest rooms, yet occupying very little floor space.

ENCLOSURE TYPE:  
2.5-way iso-baric bass reflex

IMPEDANCE:  
8 Ohm (minimum 5 Ohm)

SENSITIVITY: 88 dB

SIZE (H x W x D): 1200 x 220 x 230 mm

FOOTPRINT (W x D): 270 x 290 mm

WEIGHT: 36 kg each

STANDARD FINISHES: American Walnut,  
Natural Oak, Black Oak, Satin White

Grilles are included



## ULTIMATUM RANGE



THE ISO-BARIC  
THEME WAS TAKEN  
TO A NEW LEVEL WITH  
THE ULTIMATUM RANGE.  
AFTER SEVERAL YEARS  
OF DEVELOPMENT,  
WE LAUNCHED  
A NO-COMPROMISE  
LOUDSPEAKER,  
THE ULTIMATUM MF9,  
IN 2000.

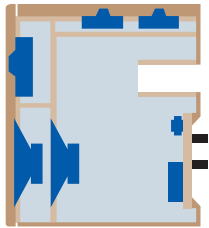
Ultimatum range features several key design principles which Neat believe to be of particular importance.

1. Iso-baric (compound) bass loading with bass-reflex tuning.
2. Birch Plywood cabinet construction. Plywood arguably possesses the best sonic behaviour of all wood based enclosure materials.
3. Discrete internal cavities for each drive unit in the system, each sealed from the others. This eliminates interference between the drive units operating within the enclosure, allowing each to do its job unhindered.
4. The use of the 6.5" (168 mm) bass/midrange drive units. This type of main driver offers an ideal balance of the compromises required to deliver speed, depth and crossover cohesion.
5. The use of area-drive super-tweeters for the extension the upper frequencies. Those used in the Ultimatum series extend beyond 40K. It is astonishing how much this information affects the content within the 'normal' frequency range.
6. Optimal coupling of the drive unit baffle to the main enclosure. The system used in the Ultimatum is a high density fibreboard baffle, coupled to the main Birch Plywood enclosure by means of a polyethylene membrane. This makes a very inert platform for the drive unit/baffle/cabinet interface, thus allowing all of the drive units to deliver their performance with a minimum cabinet colourations.

The Ultimatum range is far from being the most expensive available, yet offers state-of-the-art performance and is internationally acclaimed as being amongst the very best there is, regardless of price.



## Ultimatum XLS



ENCLOSURE TYPE: Multi-chamber, multi-driver array, incorporating isobaric internal cavity, plus upward firing super-tweeters

TWEETER: 26 mm SONOMEX Domed XL

SUPERTWEETER:  
2 × EMIT 25 mm planar/ribbon

BASS / MIDRANGE:  
2 × 168 mm Neat Bass/Mid Unit with Aluminium Phase Plug

IMPEDANCE:  
6 Ohm (minimum 4 Ohm)

SENSITIVITY: 88 dB /1 Watt

RECOMMENDED AMPLIFIER POWER:  
25 – 200 Watt

SIZE (H × W × D): 380 × 220 × 370 mm

WEIGHT: 15 kg each.  
Shipping weight per pair: 35 kg

STANDARD FINISHES:  
Figured Birch, Black Ash, Natural Ash, Oak, Cherry, Walnut, Rose Ash

PREMIUM FINISHES:  
Piano Black, Piano White, Velvet Cloud, Red Velvet Cloud

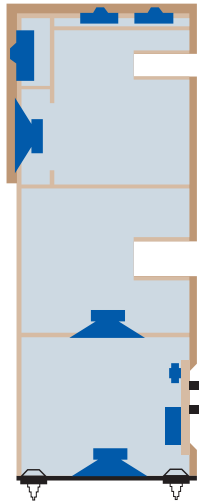
Grilles are included

The Ultimatum XLS loudspeaker is a standmount design which adheres to all the principles that have marked out the Ultimatum project and given it such enduring success. The ultra-rigid birch-plywood enclosure, innovative baffle-decoupling technology, 'isobaric' bass loading and use of twin EMIT ribbon-type super-tweeters are employed here to deliver the Ultimatum promise of a lifetime of musical enjoyment.

The enclosure comprises four discrete internal cavities each optimised for purpose. The Mid/Bass tuning is optimal for the main enclosure volume while the HF cabinet is small to increase rigidity and to stop back pressure from the Mid Bass driver adversely affecting the rear chamber of the tweeter. The two EMIT supertweeters are similarly isolated.



## Ultimatum XL6



The Ultimatum XL6 loudspeaker is a floorstanding design which adheres to all the principles that have marked out the Ultimatum project and given it such enduring success. The ultra-rigid birch-plywood enclosure, innovative baffle-decoupling technology, 'isobaric' bass loading and use of twin EMIT ribbon-type super-tweeters are employed here to deliver the Ultimatum promise of a lifetime of musical enjoyment.

The enclosure comprises five discrete internal cavities each optimised for purpose. The Bass and Mid/Bass volumes are large to suit the tuning while the HF cabinet is small to increase rigidity and to stop back pressure from the Mid Bass driver adversely affecting the rear chamber of the tweeter. The two EMIT supertweeters are similarly isolated. The visible drive units are mounted on sub-baffles, attached to the main enclosure via a polyethylene membrane.

**ENCLOSURE TYPE:**

Multi-chamber, multi-driver array, incorporating isobaric internal cavity, plus upward firing super-tweeters

**TWEETER:** 26 mm SONOMEX Domed XL

**SUPERTWEETER:**

2 × EMIT 25 mm planar/ribbon

**BASS / MIDRANGE:** 2 × 168 mm Neat Bass/Mid Unit with Aluminium Phase Plug

**BASS:** 2 × 168 mm Neat

**IMPEDANCE:** 8 Ohm (minimum 5 Ohm)

**SENSITIVITY:** 87 dB /1 Watt

**RECOMMENDED AMPLIFIER POWER:**

25 – 200 Watt

**SIZE (H × W × D):**

1000 × 220 × 370 mm

**WEIGHT:** 34 kg each.

Shipping weight per pair: 85 kg

**STANDARD FINISHES:**

Figured Birch, Black Ash, Natural Ash, Oak, Cherry, Walnut, Rose Ash

**PREMIUM FINISHES:**

Piano Black, Piano White, Velvet Cloud, Red Velvet Cloud

Grilles are included



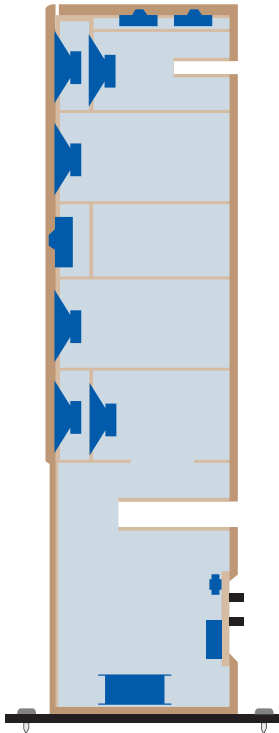
## Ultimatum XL10

Ultimatum XL10 is the result of a complete revision of the MF9, building upon its considerable strengths in order to deliver a world-class full range performance for the 21<sup>st</sup> century.

The enclosure comprises eight discrete internal cavities, each optimised for purpose and each different. The bass/midrange volumes are larger to suit the tuning whilst the main HF cavity is small to increase rigidity and resist back pressure from the main drive units. The two EMIT super tweeters are similarly isolated.

The main structure is damped 18 mm Birch Plywood sourced from slow-growing forests as this ensures the densest, most consistent material.

The drive unit baffle sections are constructed from a 45 mm thick 'sandwich' of Birch Plywood, Polyethylene and MDF. This provides a rigid non-resonant platform which allows the drive units to operate with minimal colouration.



ENCLOSURE TYPE: Multi-chamber, multi-driver array, incorporating isobaric internal cavity, plus upward firing super-tweeters

TWEETER: 26 mm SONOMEX Domed XL

SUPERTWEETER:  
2 × EMIT 25 mm planar/ribbon

BASS / MIDRANGE: 2 × 1168 mm Neat Bass/Mid Unit with Aluminium Phase Plug

BASS: 4 × 168 mm Neat

IMPEDANCE: 6 Ohm (minimum 4 Ohm)

SENSITIVITY: 88 dB /1 Watt

RECOMMENDED AMPLIFIER POWER:  
25 – 500 Watt

SIZE (H × W × D): 1500 × 220 × 370 mm

PA3MEP FOOTPRINT (W × D):  
50 × 510 mm

WEIGHT: 65 kg each.  
Shipping weight per pair: 150 kg

STANDARD FINISHES:  
Figured Birch, Black Ash, Natural Ash,  
Oak, Cherry, Walnut, Rose Ash

PREMIUM FINISHES:  
Piano Black, Piano White, Velvet Cloud,  
Red Velvet Cloud

Grilles are included





Handcrafted in England

NEAT ACOUSTICS LTD.

29 Harmire Enterprise Park Barnard Castle,  
Co. Durham, DL12 8XT, United Kingdom  
Tel: + 44 1833 631021  
[www.neatacoustics.com](http://www.neatacoustics.com)