


innuos



ZENMINI LPSU


Linear Power Supply

Quick Start Guide

Thank you for buying our LPSU.

This quick start guide will show you how to get started with your new Linear Power Supply (LPSU) for ZENmini MkII & Mk3.

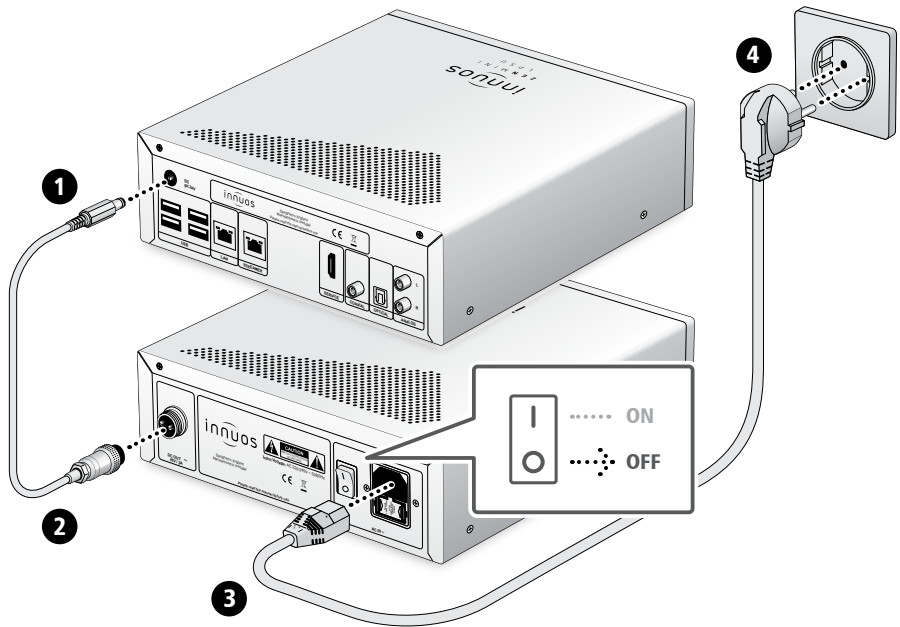
Should you have problems please contact support@innuos.com and we'll be happy to assist you.



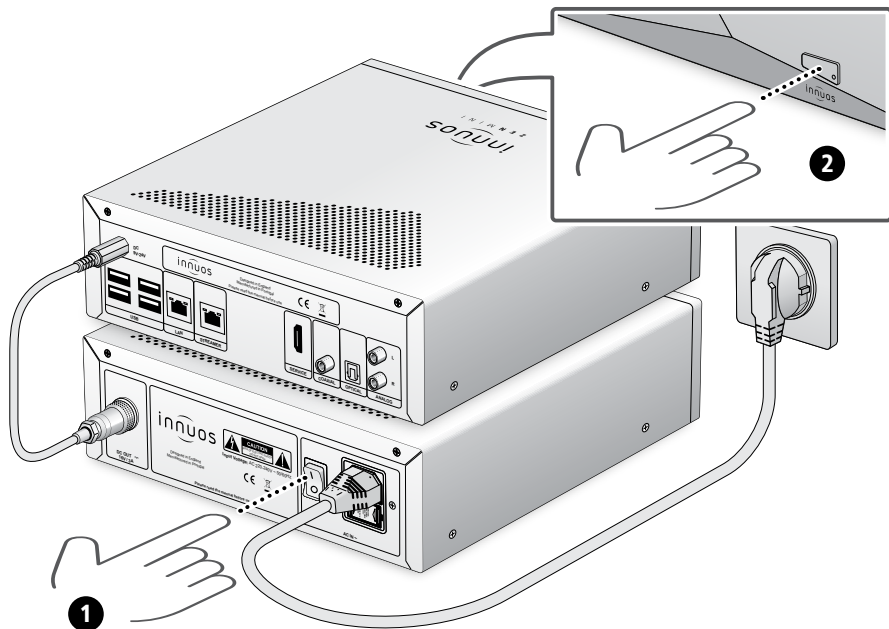
① Innuos ZENmini LPSU

② DC Power Cable


③ Mains Cable



Make sure your ZENmini is powered off and its included power adapter is unplugged from the DC plug.



Notes: _____



For more information and for the latest version of this quick start guide please visit:

innuos.com/support